

Data management and visualization

Radoslav | Kleng

Motivation for project:

- Agreed needs and learnings from Bulgarian experience
- Explorative
- Supportive – Not change planned activities
- No obligation or commitment
- No cost for the network

Project is currently manned from administrations

The road forward will be set by future Presidencies

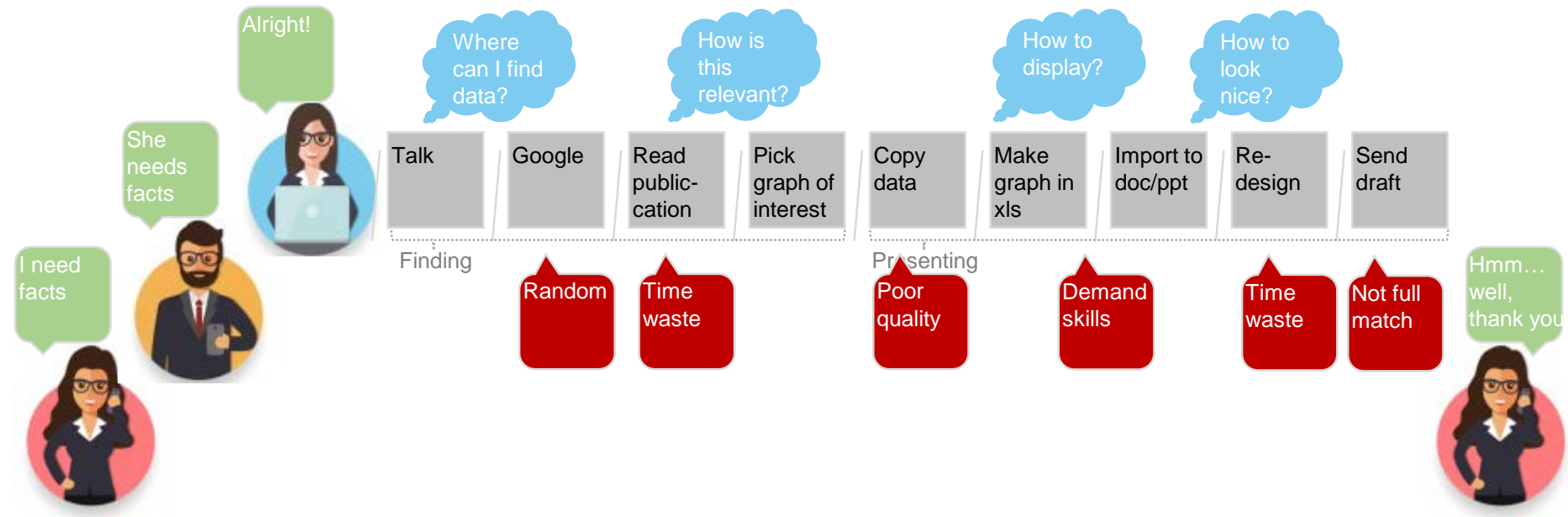
Implementation capacity is accessible



EUPAN will define a minimum set of basic PA data which are to be gathered from all its members(factsheets).

Factsheets shall be available on the EUPAN website together with other statistics, for example: HR data and analytics, major reforms in MS. PA factsheets and other statistics constitute the EUPAN Public Administration database. Factsheets are created using agreed upon formats and are based on common information periodically delivered by EUPAN Members. The PA database represents an important source for research and learning.

Current data finding journey



Yangled data finding

Presentation improved

Relevant data found

Workload reduced

Alright!

She needs facts



Talk

Google

Read publication

Pick graph of interest

Copy data

Make graph in xls

Import to doc/ppt

Re-design

Send draft

I need facts



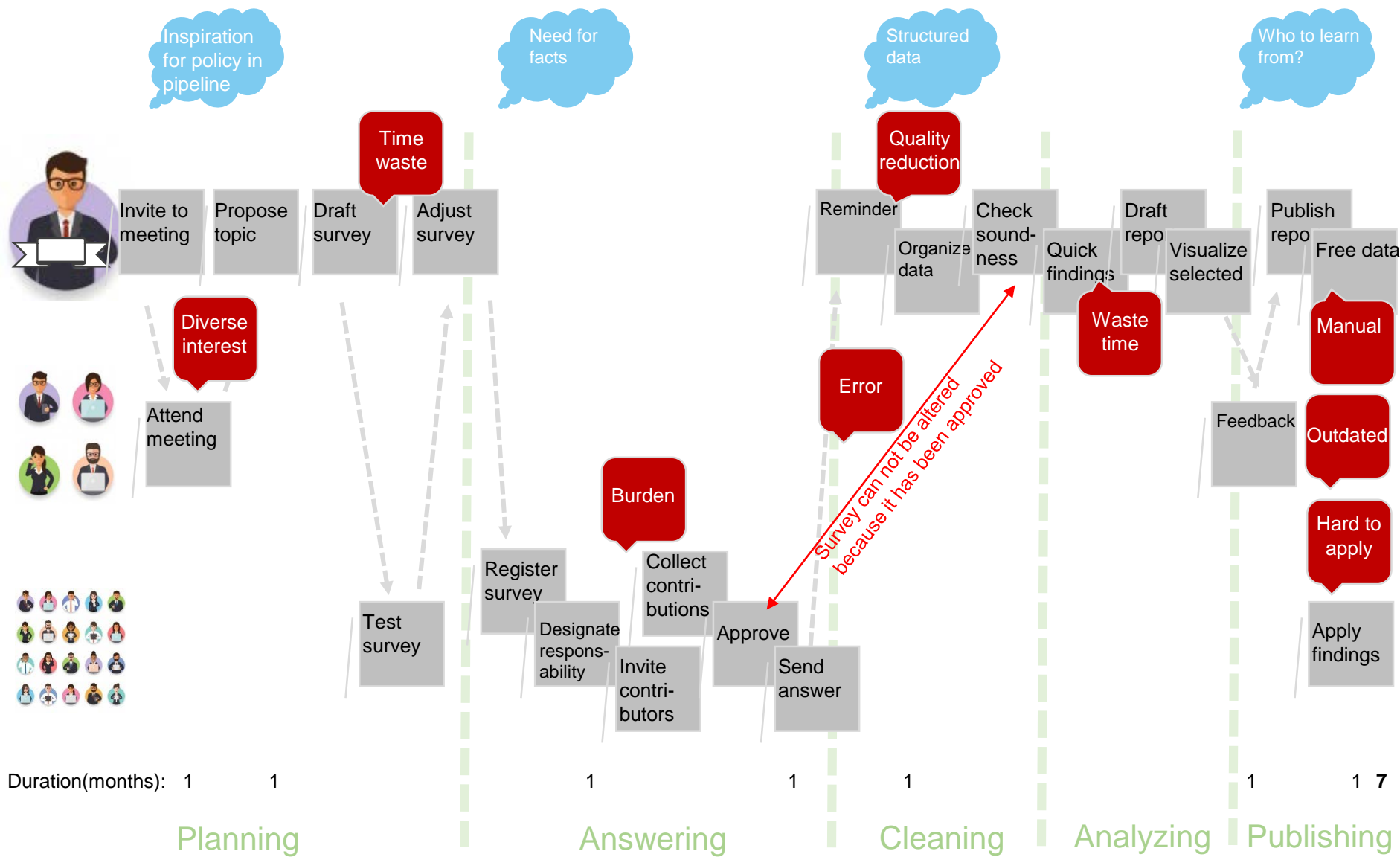
Thx!





*The Presidency, in cooperation with the EUPAN 5 Secretariat, assesses the options for the practical use of questionnaires in line with the SP and RP. These **questionnaires may be sent out by the Presidency in order to gather relevant information** for a survey/study which is then presented at the EUPAN meetings. The Presidency is also responsible for updating the RP and presenting it at its meetings.*

Current data collection journey

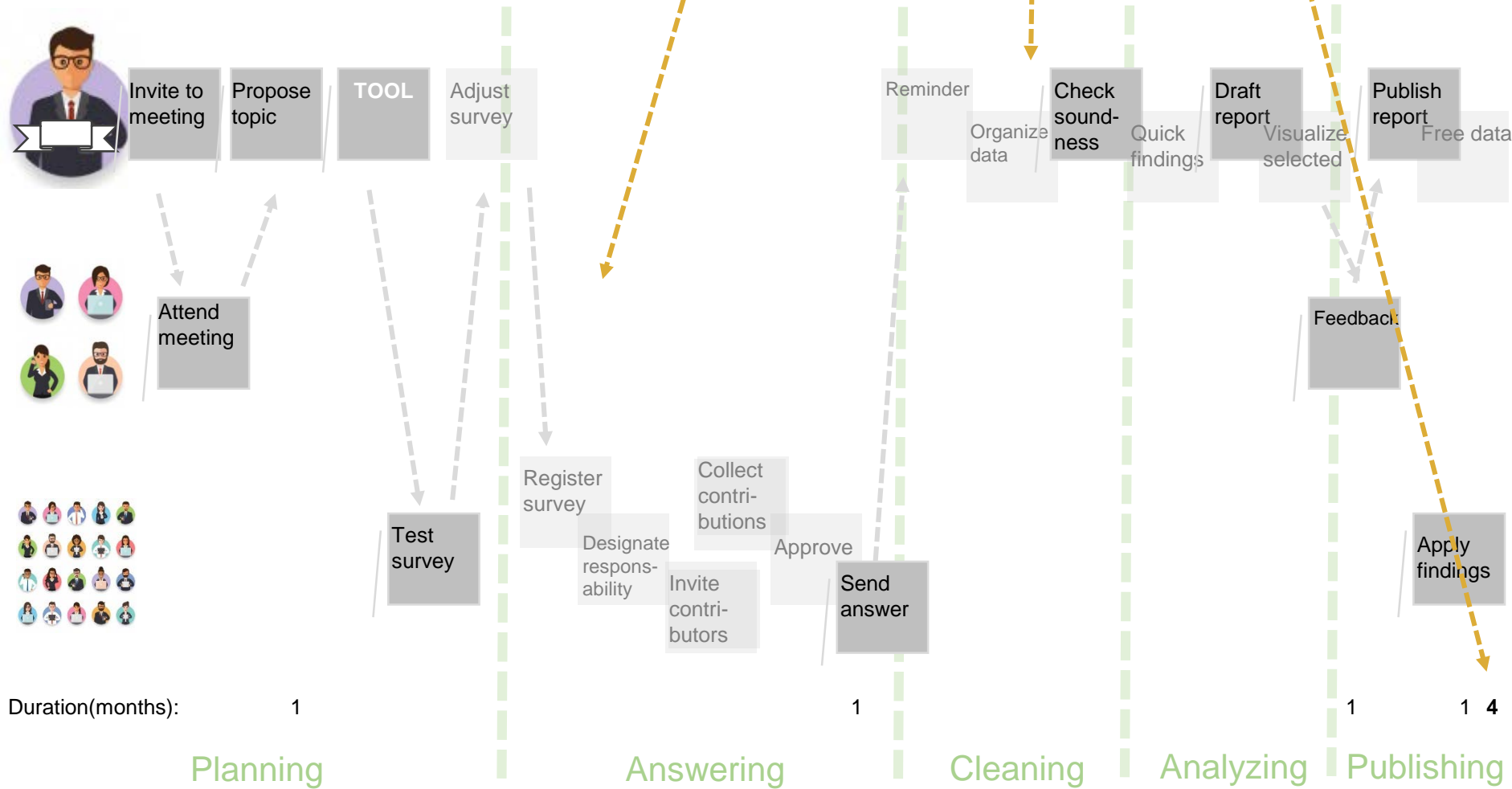


Data collection yangled

50% quicker

Resources freed

Errors avoided



Specifications for data to make impact (Bulgaria):

- *Search*
- *Visualized*
- *Country specific*
- *Benchmark*
- *Contact details*
- *Interactive*
- *Data collection process*
- *In depth analytics*

Specifications for data to make impact (Bulgaria):

- *Search*
- ***Visualized***
- ***Country specific***
- ***Benchmark***
- ***Contact details***
- ***Interactive***
- *Data collection process*
- *In depth analytics*

Yangle

/jə'ɑŋ(ə)l/

verb

International analysis from the viewpoint of one country,
visualization of qualitative data

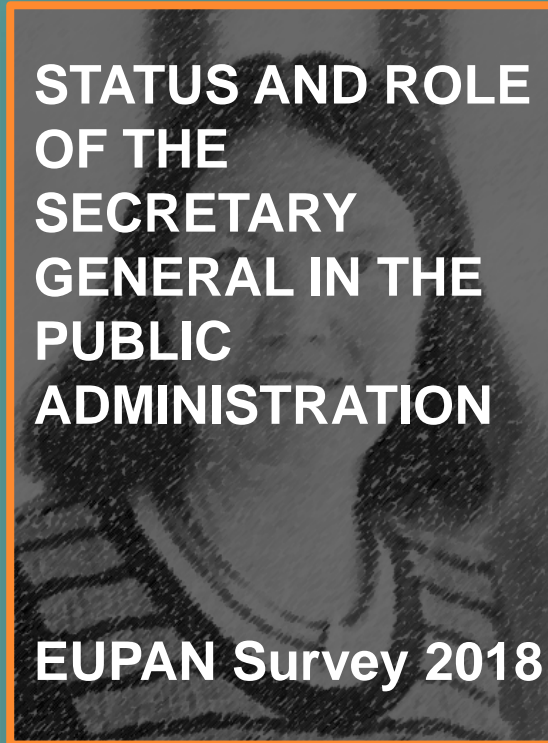
Origin: Your country's **ANGLE**

Yangle; Yangles; Yangled; Yangled; Yangling

"They yangled the survey and found the gaps for Norway"

Synonyms: analyze, visualize, perspective

Example



"The highest ranking public official"



Click your
country to try:

- [Austria](#)
- [Belgium](#)
- [Bulgaria](#)
- [Cyprus](#)
- [Czech Republic](#)
- [Denmark](#)
- [Estonia](#)
- [European Commission](#)
- [Finland](#)
- [France](#)
- [Germany](#)
- [Greece](#)
- [Hungary](#)
- [Ireland](#)
- [Italy](#)
- [Latvia](#)
- [Luxembourg](#)
- [Malta](#)
- [Netherlands](#)
- [Norway](#)
- [Poland](#)
- [Portugal](#)
- [Romania](#)
- [Slovakia](#)
- [Slovenia](#)
- [Spain](#)
- [Sweden](#)
- [Switzerland](#)

Next steps:

1. Test and utilize feedback

2. Publish data on EUPAN webpage

*3. Support in the data management for the
2019 Presidencies*

*EUPAN DG 5 will continue to advise on how
to move forward*